

Natural Medicines Comprehensive Database

CE/CME Clinical Management Series

The Clinical Management Series features evidence-based CE/CME courses focused on clinical management of disease states and medical conditions. The series is carried forward from *Natural Medicines Comprehensive Database* and is offered for multidisciplinary health care professionals. Courses are continuously updated with the most up-to-date information.

Click on a course or report to get practical evidence-based information on using natural medicines for specific conditions and other topics. Each course and report provides accredited continuing education (CE/CME) for physicians, pharmacists, NPs, PAs, and RDs, unless otherwise noted.

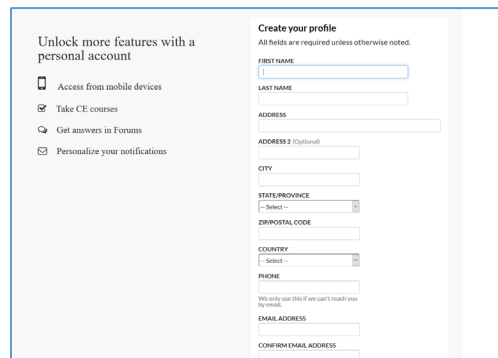
You will need to create a personal login to earn CE units.

How do I create a personal login?

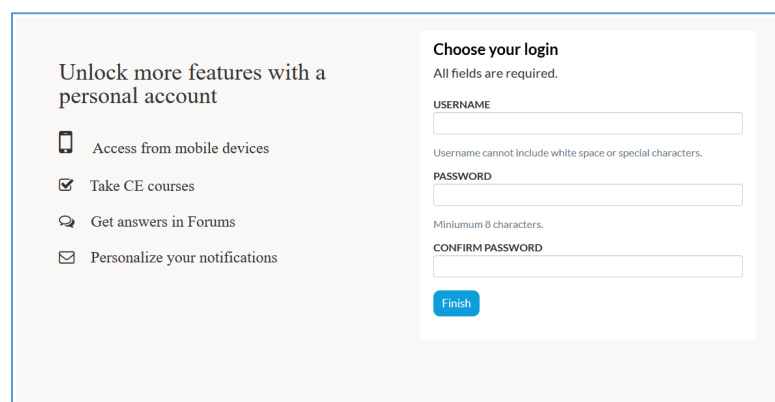
1. Access Natural Medicines Comprehensive Database while on the DHA network or while logged in through your OpenAthens remote access account.
2. Click on “Get Your Login ID” in the top right corner.



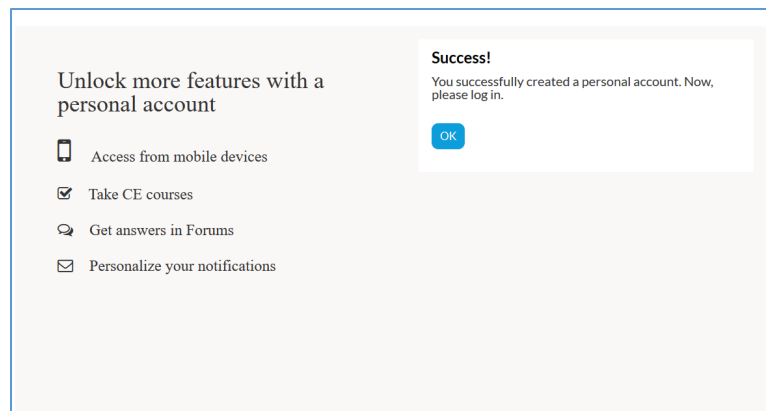
3. Create your profile.

A screenshot of the "Create your profile" form. On the left, there is a section titled "Unlock more features with a personal account" with four checkboxes: "Access from mobile devices", "Take CE courses", "Get answers in Forums", and "Personalize your notifications". The "Take CE courses" checkbox is checked. On the right, there is a form titled "Create your profile" with the instruction "All fields are required unless otherwise noted." The form includes input fields for: FIRST NAME, LAST NAME, ADDRESS, ADDRESS 2 (Optional), CITY, STATE/PROVINCE (a dropdown menu), ZIP/POSTAL CODE, COUNTRY (a dropdown menu), PHONE, EMAIL ADDRESS, and CONFIRM EMAIL ADDRESS. A small note at the bottom of the form states "We only use this if we can't reach you by email."

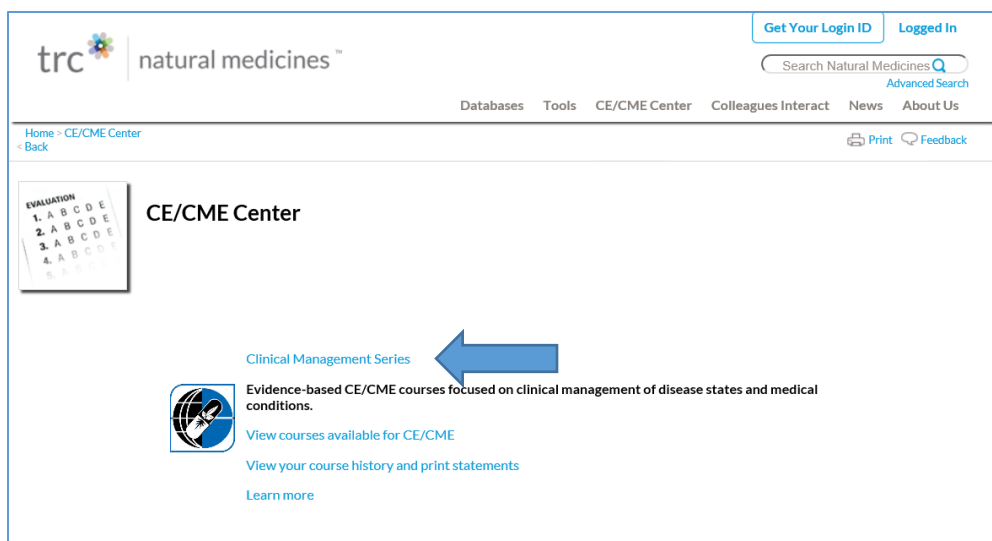
4. Create a login and hit “Finish.”

A screenshot of the "Choose your login" form. On the left, there is a section titled "Unlock more features with a personal account" with four checkboxes: "Access from mobile devices", "Take CE courses", "Get answers in Forums", and "Personalize your notifications". The "Take CE courses" checkbox is checked. On the right, there is a form titled "Choose your login" with the instruction "All fields are required." The form includes input fields for: USERNAME, PASSWORD, and CONFIRM PASSWORD. Below the CONFIRM PASSWORD field is a blue button labeled "Finish". A note below the USERNAME field states "Username cannot include white space or special characters." and a note below the PASSWORD field states "Minimum 8 characters."

5. **IMPORTANT:** When you get to the screen below, you **DO NOT** need to click “OK.” It takes you to an error message.



6. Return to the Natural Medicines home page. Click on “CE/CME Center.” Then select “Clinical Management Series.” Follow the prompts to log in with your personal username and password.



7. Once logged in, you will return to the home page. Click on “CE/CME Center” again. Click on “Clinical Management Series” to access available courses.