

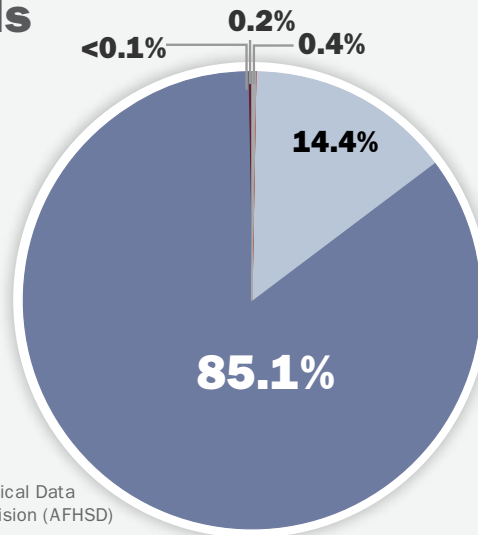


DOD Numbers for Traumatic Brain Injury Worldwide — Totals

2021 Q1–Q3

Penetrating	48
Severe	27
Moderate	1,957
Mild	11,573
Not Classifiable	1

Total - All Severities 13,606



Source: Defense Medical Surveillance System (DMSS), Theater Medical Data Store (TMDS) provided by the Armed Forces Health Surveillance Division (AFHSD)

Prepared by the Traumatic Brain Injury Center of Excellence (TBICoE)

*Percent may not add to 100% due to rounding

2021 Q1–Q3, as of November 10, 2021

Definitions and Revisions

Effective March 2020, the Armed Forces Health Surveillance Division (AFHSD) resumed the distribution of data from the Defense Medical Surveillance System (DMSS) used in this report. The current report reflects up-to-date data from the AFHSD since 2000.

From 2018 (Q2) through 2019 (Q3), AFHSD temporarily halted the distribution of the data used in this report and the Traumatic Brain Injury Center of Excellence (TBICoE) used the MHS Data Repository to ensure this report was completed on a timely basis. While TBICoE used a different data source, the approach was consistent with the historical methodology.

Effective October 2015, the International Classification of Diseases was updated. With the improved information, more moderate traumatic brain injuries can be counted. Previously, some cases were categorized as “unclassifiable” severity due to more limited surveillance information. Also in 2015, the Assistant Secretary of Defense clarified the TBI case definition. A subsequent review found that some of the remaining “unclassifiable” cases were likely moderate TBI. This change also will contribute to higher counts of moderate TBI surveillance cases.

Worldwide numbers represent medical diagnoses of TBI that occurred anywhere U.S. forces are located including the continental United States since 2000.

Concussion/Mild TBI is characterized by the following: Confused or disoriented state which lasts less than 24 hours; or loss of consciousness for up to 30 minutes; or memory loss lasting less than 24 hours. Excludes penetrating TBI. A CT scan is not indicated for most patients with a Mild TBI. If obtained, it is normal.

Moderate TBI is characterized by the following: Confused or disoriented state which lasts more than 24 hours; or loss of consciousness for more than 30 minutes, but less than 24 hours; or memory loss lasting greater than 24 hours but less than seven days; or meets criteria for Mild TBI except an abnormal CT scan is present. Excludes penetrating TBI. A structural brain imaging study may be normal or abnormal.

Severe TBI is characterized by the following: Confused or disoriented state which lasts more than 24 hours; or loss of consciousness for more than 24 hours; or memory loss for more than seven days. Excludes penetrating TBI. A structural brain imaging study may be normal but usually is abnormal.

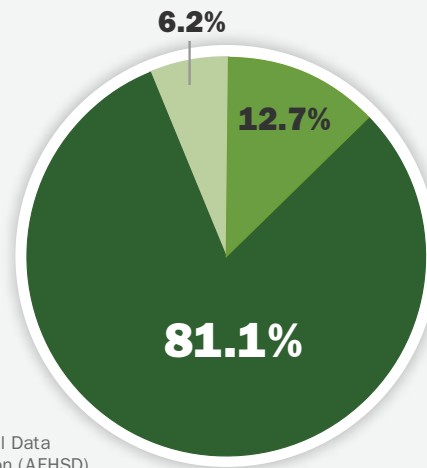
Penetrating TBI, or open head injury, is characterized by the following: A head injury in which the scalp, skull and dura mater (the outer layer of the meninges) are penetrated. Penetrating injuries can be caused by high-velocity projectiles or objects of lower velocity such as knives, or home fragments from a skull fracture that are driven into the brain.



DOD Numbers for Traumatic Brain Injury Worldwide — Army

2021 Q1–Q3

Active	6,372
Guard	998
Reserve	491
Total - Army	7,861



Source: Defense Medical Surveillance System (DMSS), Theater Medical Data Store (TMDS) provided by the Armed Forces Health Surveillance Division (AFHSD)

Prepared by the Traumatic Brain Injury Center of Excellence (TBICoE)

*Percent may not add to 100% due to rounding

2021 Q1–Q3, as of November 10, 2021

Service	Component	Severity	Diagnosed
Army	Active	Penetrating	17
		Severe	10
		Moderate	871
		Mild	5,474
		Not Classifiable	-
	Guard	Penetrating	6
		Severe	1
		Moderate	155
		Mild	836
		Not Classifiable	-
	Reserve	Penetrating	2
		Severe	-
		Moderate	79
		Mild	410
		Not Classifiable	-

2021 Q1–Q3, as of November 10, 2021

Source: Defense Medical Surveillance System (DMSS), Theater Medical Data Store (TMDS) provided by the Armed Forces Health Surveillance Division (AFHSD).

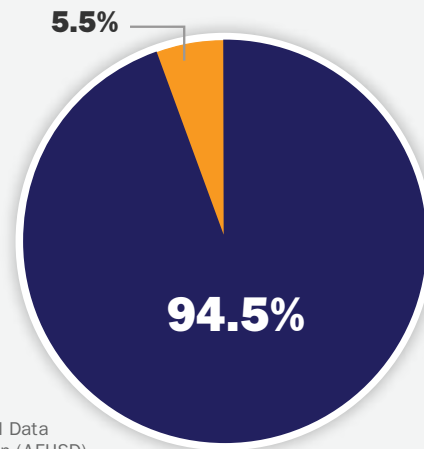
Prepared by the Traumatic Brain Injury Center of Excellence (TBICoE)



DOD Numbers for Traumatic Brain Injury Worldwide — Navy

2021 Q1–Q3

Active	1,861
Reserve	108
Total - Navy	1,969



Source: Defense Medical Surveillance System (DMSS), Theater Medical Data Store (TMDS) provided by the Armed Forces Health Surveillance Division (AFHSD)

Prepared by the Traumatic Brain Injury Center of Excellence (TBICoE)

*Percent may not add to 100% due to rounding

2021 Q1–Q3, as of November 10, 2021

Service	Component	Severity	Diagnosed
Navy	Active	Penetrating	9
		Severe	6
		Moderate	295
		Mild	1,550
		Not Classifiable	1
	Reserve	Penetrating	1
		Severe	-
		Moderate	16
		Mild	91
		Not Classifiable	-

2021 Q1–Q3, as of November 10, 2021

Source: Defense Medical Surveillance System (DMSS), Theater Medical Data Store (TMDS) provided by the Armed Forces Health Surveillance Division (AFHSD).

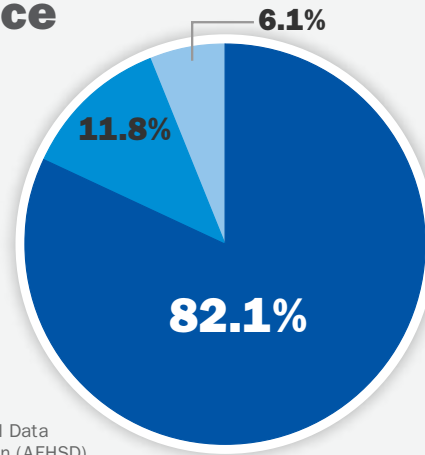
Prepared by the Traumatic Brain Injury Center of Excellence (TBICoE)



DOD Numbers for Traumatic Brain Injury Worldwide — Air Force

2021 Q1–Q3

Active	1,566
Guard	226
Reserve	116
Total - Air Force	1,908



Source: Defense Medical Surveillance System (DMSS), Theater Medical Data Store (TMDS) provided by the Armed Forces Health Surveillance Division (AFHSD)

Prepared by the Traumatic Brain Injury Center of Excellence (TBICoE)

*Percent may not add to 100% due to rounding

2021 Q1–Q3, as of November 10, 2021

Service	Component	Severity	Diagnosed
Air Force	Active	Penetrating	2
		Severe	4
		Moderate	216
		Mild	1,344
		Not Classifiable	-
	Guard	Penetrating	1
		Severe	1
		Moderate	49
		Mild	175
		Not Classifiable	-
	Reserve	Penetrating	-
		Severe	-
		Moderate	24
		Mild	92
		Not Classifiable	-

2021 Q1–Q3, as of November 10, 2021

Source: Defense Medical Surveillance System (DMSS), Theater Medical Data Store (TMDS) provided by the Armed Forces Health Surveillance Division (AFHSD).

Prepared by the Traumatic Brain Injury Center of Excellence (TBICoE)

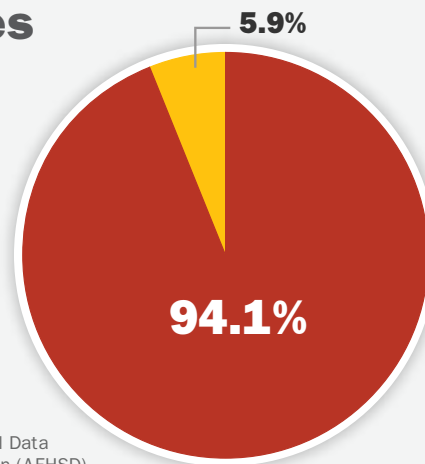


DOD Numbers for Traumatic Brain Injury Worldwide — Marines

2021 Q1–Q3

Active	1,758
Reserve	110

Total - Marines 1,868



Source: Defense Medical Surveillance System (DMSS), Theater Medical Data Store (TMDS) provided by the Armed Forces Health Surveillance Division (AFHSD)

Prepared by the Traumatic Brain Injury Center of Excellence (TBICoE)

*Percent may not add to 100% due to rounding

2021 Q1–Q3, as of November 10, 2021

Service	Component	Severity	Diagnosed
Marines	Active	Penetrating	9
		Severe	5
		Moderate	230
		Mild	1,514
		Not Classifiable	-
	Reserve	Penetrating	1
		Severe	-
		Moderate	22
		Mild	87
		Not Classifiable	-

2021 Q1–Q3, as of November 10, 2021

Source: Defense Medical Surveillance System (DMSS), Theater Medical Data Store (TMDS) provided by the Armed Forces Health Surveillance Division (AFHSD).

Prepared by the Traumatic Brain Injury Center of Excellence (TBICoE)