

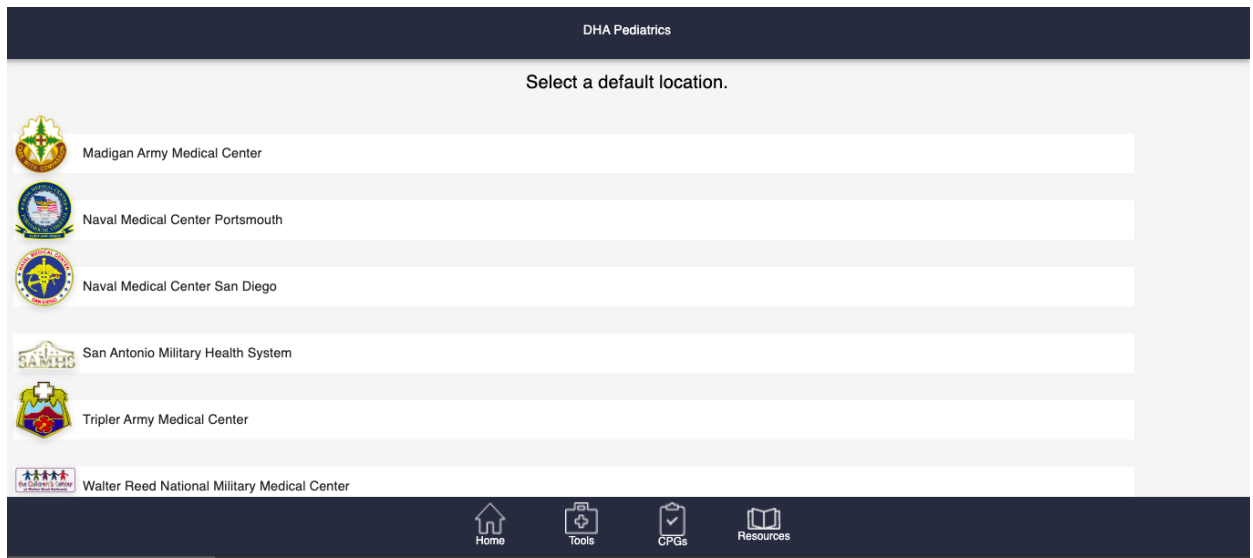
# DHA Pediatrics App: “Help and How To”

CPT Patrick T Reeves, MD

# Table of Contents

- Chapter 1: Layout
- Chapter 2: Access
- Chapter 3: Navigation
- Chapter 4: Tools
- Chapter 5: CPGs
- Chapter 6: Resources
- Chapter 7: Directory
- Chapter 8: Badges and Guides
- Chapter 9: Page on Call
- Chapter 9: Calendar

# Chapter 1: Layout

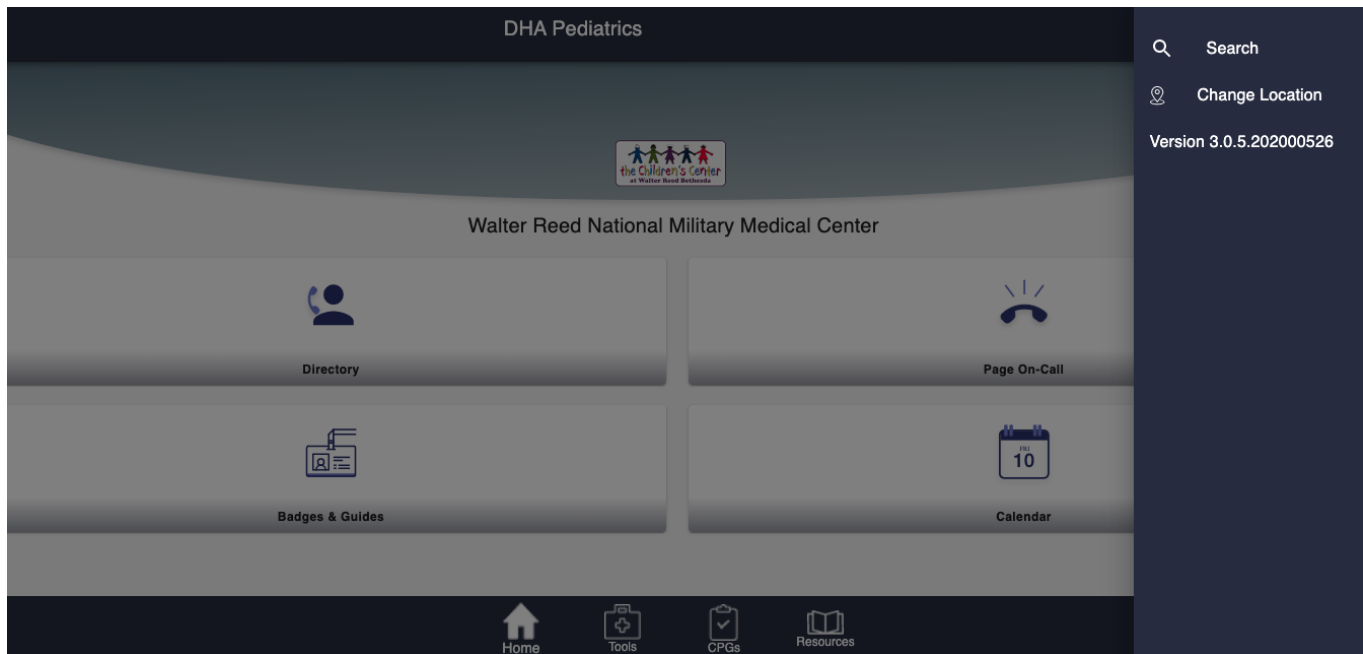


This layout serves as the main screen. Initially you will be prompted for the password. If you do not have the password, notify Dr. Reeves using the email provided. After vetting process is completed, password will be distributed to the user.

Once password access is gained, the user can make use of the layout/main screen in two ways:

1. You can click on a Military Treatment Facility (MTF) to take you to that center's portal on the App. (Click Walter Reed National Military Medical center. The remainder of this "How To" will use examples from WRNMMC)
2. You can also click on: Tools, CPGs, or Resources which are uniform across all MTF portals

## Chapter 2: Access



Once the user has gained access to an MTF portal, the user will have access to all 6 MTFs. This is to promote close looped communication for clinicians amongst the Defense Health Agency.

By clicking the top right corner with the **3-stacked bars** (also known as the **hamburger button**) you open up the ability to:

1. Search,
2. Change Location (ie change the MTF you are viewing),
3. Review the Version of the App you are using.

# Chapter 3: Navigation



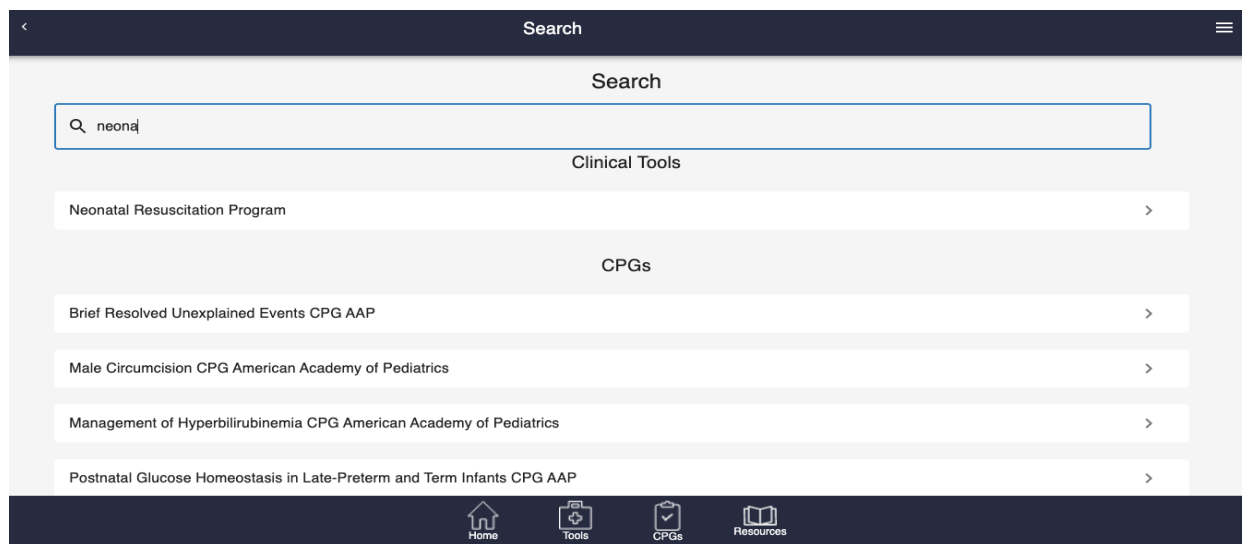
As previously mentioned, this “Hamburger Button” when clicked provides you the opportunity to search, change facility, or see the App version. This is only accessible when you are viewing an MTF portal. Not from the main screen with all 6 MTFs displayed.



The home button when clicked brings you back to the main MTF screen from the most recent location you selected. This is useful if you are in page on call provider and need to navigate back to the directory for a specific provider.

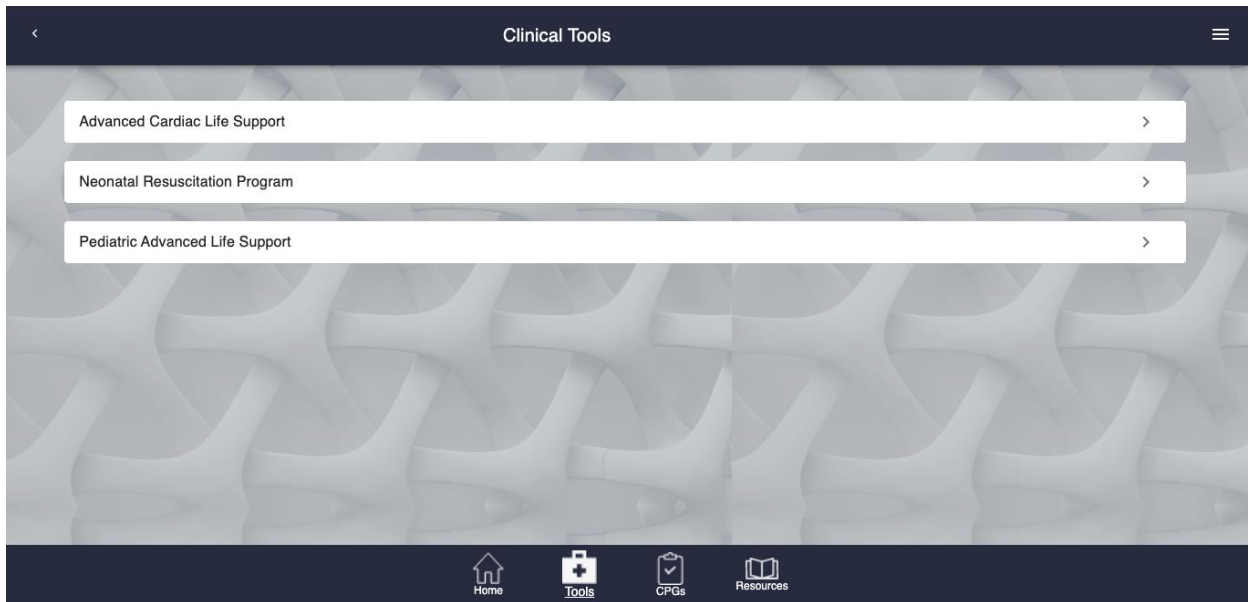


This leftward facing arrow allows you to click “back” one screen. This icon will be located in the upper left corner of the screen. It’s function is similar to the “back button” on your internet browsers.



The search function allows you to use terms to find names, CPGs, tools and other information in the App more quickly. This is only offered under a single MTF portal. The term must contain the same letters within the title of the file on the App

## Chapter 4: Tools



This icon will open up to the same folder regardless of the MTF selected. In fact from the main screen, no MTF need be selected to get you to the Resuscitation cards/ tools

## Chapter 5: CPGs



This icon will open up to the same folder regardless of the MTF selected. This folder will display all relevant CPGs collated from various Pediatric societies and approved by subspecialty leaders within DHA Pediatrics. It is easy to add to the list, email Patrick Reeves with additional references you think are worthy of inclusion.

## Chapter 6: Resources




Similar to “Tools” and “CPGs”, the resources will allow to you navigate to free, available digital resources for patient care, education, and military relevant documents for deployed/CONUS pediatric care.

## Chapter 6: Directory

WRNMMC Directory

Q reeves

 Reeves, Patrick  
Pediatric Subspecialty

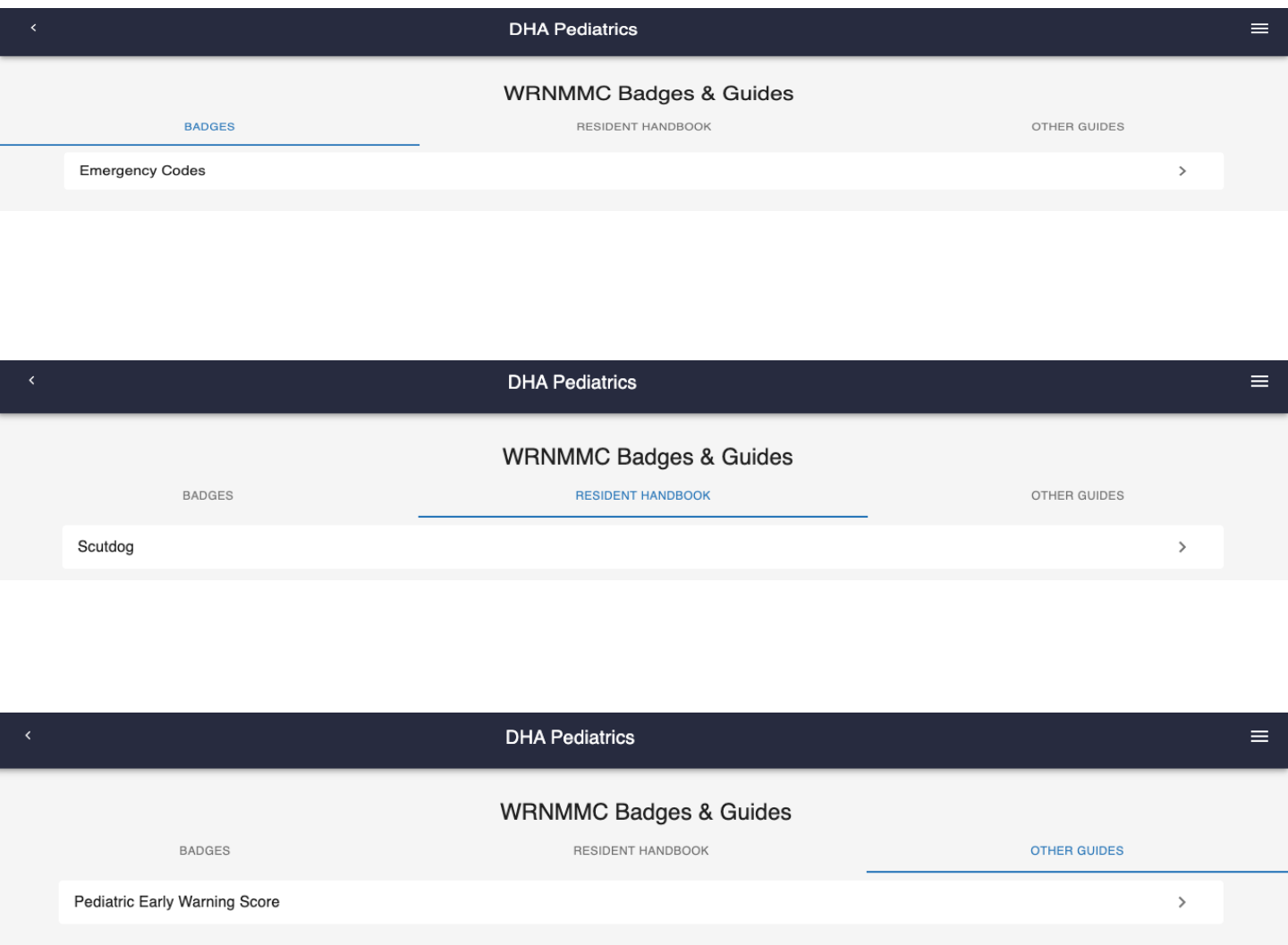
[Primary Phone: 301-400-2693](tel:301-400-2693)

[Alternate Phone: 281-813-3335](tel:281-813-3335)

[Email: patrick.t.reeves.mil@mail.mil](mailto:patrick.t.reeves.mil@mail.mil)

The directory will be MTF specific. While the formatting is similar across all 6 MTFs, some centers have additional information including emails that may not be present for your MTF. Using your smart device, the user can click the telephone number or the email and the default smart device application will automatically open to complete the communication. **NOTE: When you open up this communication on your phone, it is NO LONGER secure.** If you have that information please send to Patrick Reeves.

# Chapter 7: Badges and Guides



Once the user has entered the “Badges and Guides” folder, you can review the mandatory MTF badges, the guides (resident reference manuals like: Scutdog, NIRD, Old Ironsides), and Other (PEWS specific to your MTF) among other SOPs

# Chapter 8: Page on call

<

DHA Pediatrics

≡

[OnCall](#) Ward PICU NICU MICC Laboratory Subspecialty

WRNMMC

On Call Providers

Comprehensive inpatient and outpatient pediatric subspecialty care and consultation for TRICARE in the Midatlantic and world wide. [Learn More](#)

Call for Admission/ Transport

NICU On Call

PICU On Call

AFCCP	ALLERGY	ADOL
ANESTH	CAPS	CARDS
CRIT CARE	DEVO	ENDOCRINE
GASTRO	GENETICS	HEME/ONC
ID	NEONAT	NEPHROLOGY
NEUROLOGY	ORTHO	PLAS SX


<


DHA Pediatrics


≡


[OnCall](#) Ward [PICU](#) NICU MICC Laboratory Subspecialty

PICU

 Call Room  
[301-400-1613](#)

 Front Desk  
[301-400-2010](#)

 Nursing Director  
[301-400-1593](#)

 PICU Provider  
[301-275-8493](#)


<


DHA Pediatrics


≡


[OnCall](#) Ward PICU NICU MICC [Laboratory](#) Subspecialty

Laboratory

 America Lab Front / Back Desk  
[301-555-3420](#)

 Apheresis  
[301-295-2104](#)

 Chemistry  
[301-295-0280](#)

 Coag/Urinalysis  
[301-295-5490](#)

# Chapter 9: Calendar

NCC Peds Academic Calendar							Print Week Month Agenda	
Today: 4 June 2020								
Sun	Mon	Tue	Wed	Thu	Fri	Sat		
31 Block 13 MR: No lecture (Orient to Service)	Jun 1 MR: Renal Imaging (Ferrara) 11:45 Peds 3W Safety Huddle (war	2 MR: Biostats (Zanetti)	3 MR: PICU Trauma (Dr. Creamer)	4 ***MR: Nutrition (Whitley)	5	6		
7 Reverse Ed (no staff Education m	8 MR: Gen Peds (Thompson) 11:45 Peds 3W Safety Huddle (war	9 STABLE Class (PGY3) MR: ENT (Mature) 09:00 Healthy Habits Clinic	10 Nguyen CPC	11 Pediatric Staff Meeting (during M	12 Wellness MR: TBD	13		
14 MMHAC Department Lunch Intern Orientation MR: Military Medicine (Bryant)	15 MR: Allergy (TBD poc Schwartz) 11:45 Peds 3W Safety Huddle (war	16 MR: PICU Trauma part 2 (Dr. Cre	17 MR: Platelet disorders (Penney)	18 MR: Housestaff Meeting 18:30 EOY Party	19	20		
21 MR: Antibiotics (Eberly)	22 Christin Folker Bday MR: M&M	23 MR: Sim & Skills Station (Back-up	24 ***Skills Session? MR: Inflammation (Rheum, Jones	25 MR: STI (Roach) (canyon if back	26 Hail & Farewell (tentative)	27		
28 MR: Renal (Ferrara)	29 MR: Overseas/Deployment Top 1 11:45 Peds 3W Safety Huddle (war	30 Block 1 MR: No lecture (orient to service)	Jul 1	2	3 No MR/Lecture (observed 4th Jul	4		

The google calendar feature allows clinician team members to know what and where academics will occur for their residency program of interest. This will facilitate self directed learning and foster improved participation in education across the DHA.